



Help Code : 022

LINES

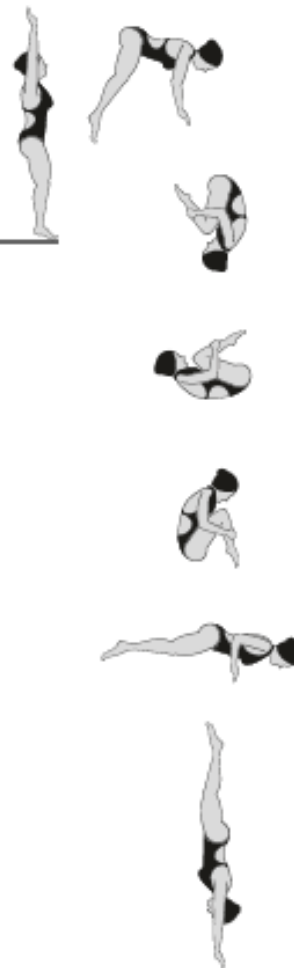
+ ANGLES + CONSTRUCTION

16

Layla completes one-and-a-half somersaults in a dive.



start _____

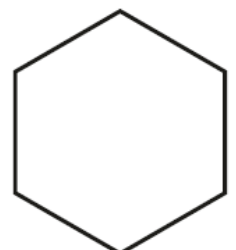

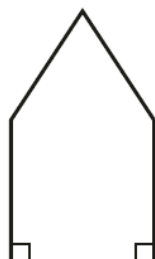
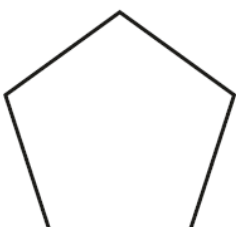


How many **degrees** does Layla turn through in her dive?

°

13

Circle the **pentagon** with exactly **four acute angles**.



15

Look at the letters below.

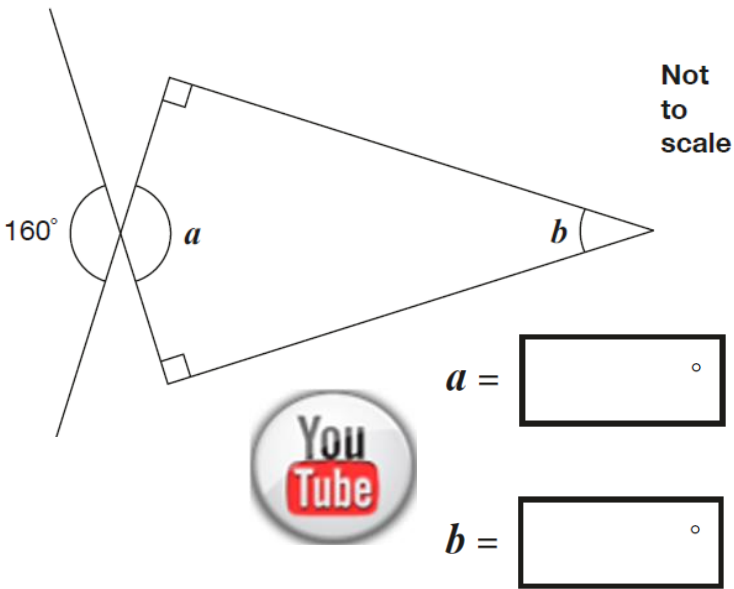
Circle the letter below that has both parallel **and** perpendicular lines.



A C E L Z

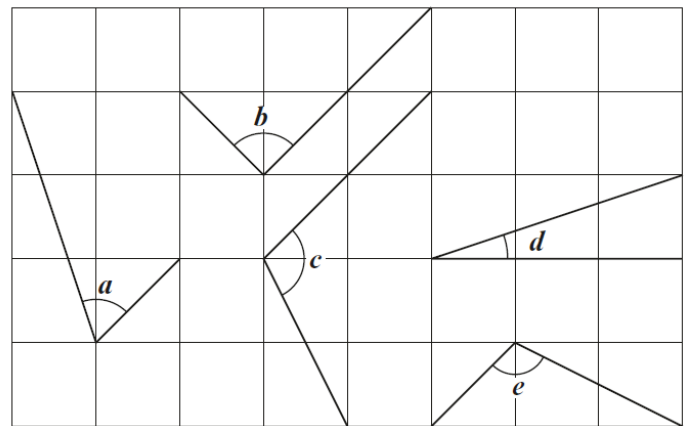
17

Calculate the size of angles *a* and *b* in this diagram.



7

Here are five angles marked on a grid of squares.

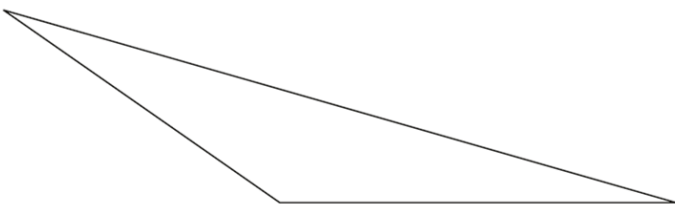


Write the letters of the angles that are **obtuse**.

Write the letters of the angles that are **acute**.

9

Here is a triangle.



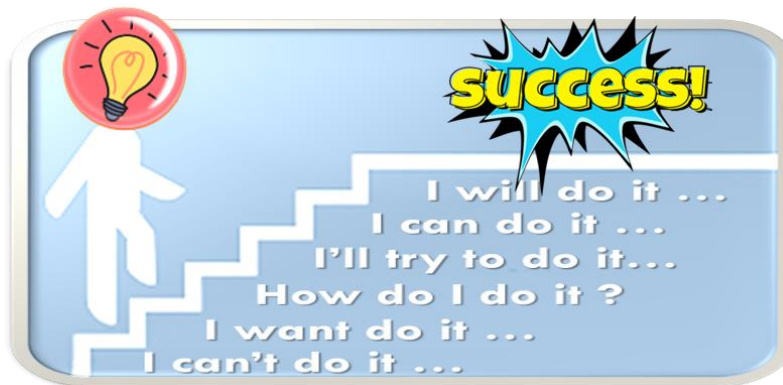
Measure the shortest side accurately, in centimetres.

cm

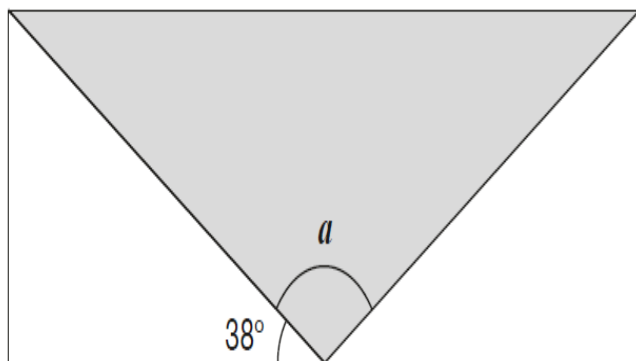
Measure the largest angle.

°





15 A shaded **isosceles** triangle is drawn inside a rectangle.



Not to scale

Calculate the size of angle *a*.



Show your method

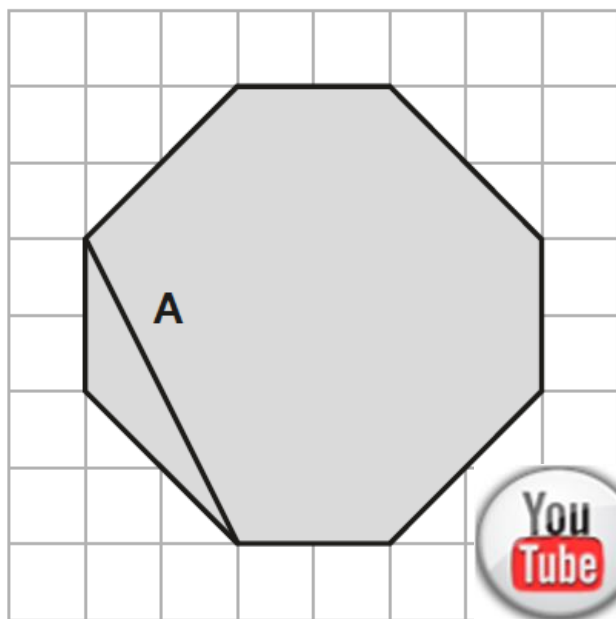
a is °

13 The diagram shows a shaded octagon on a square grid.

Line **A** joins two vertices of the octagon.

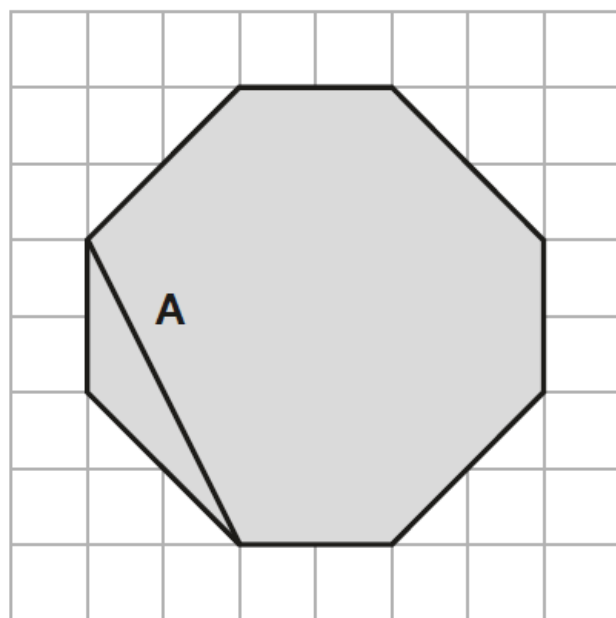
Join two other vertices to draw a line **parallel** to line **A**.

Use a ruler.



Join two vertices to draw a line **perpendicular** to line **A**.

Use a ruler.



Y6 SATS

Angles,

Help Code : 022

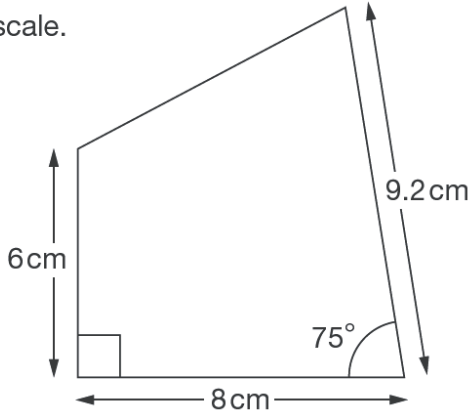
Lines, Construction

BOOSTER

Here is a sketch of a quadrilateral.

2011A KS2 Q24

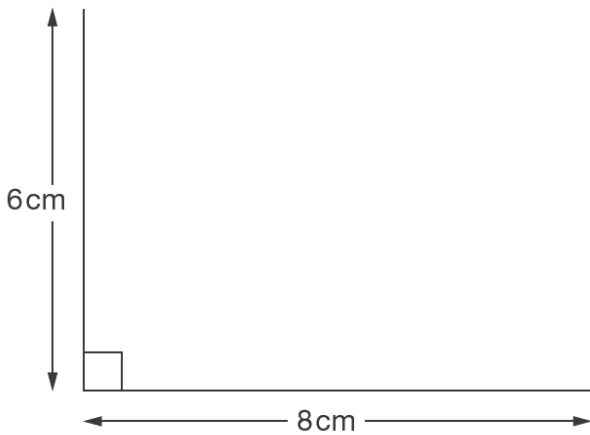
It is not drawn to scale.



Draw the full-size quadrilateral **accurately** below.

Use a protractor (angle measurer) and a ruler.

Two of the lines have been drawn for you.



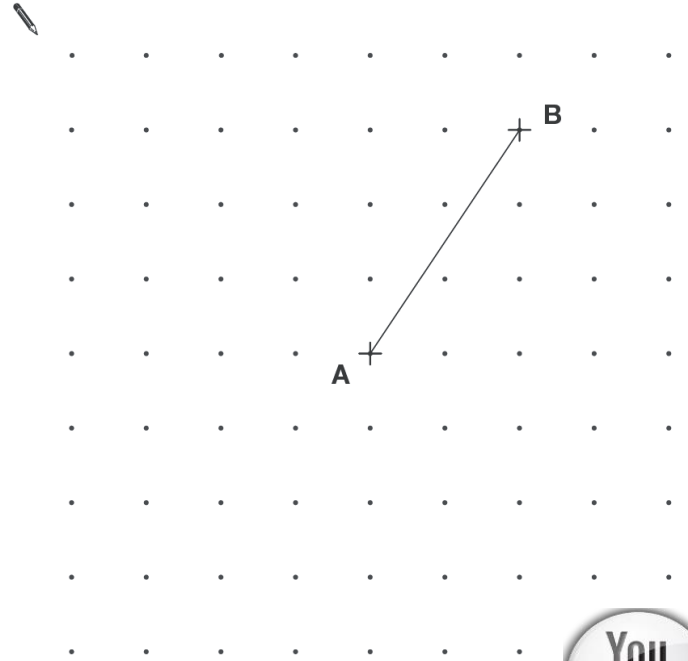
Here is a grid of dots.

2010A KS2 Q19

Point **A** and point **B** are joined by a straight line.

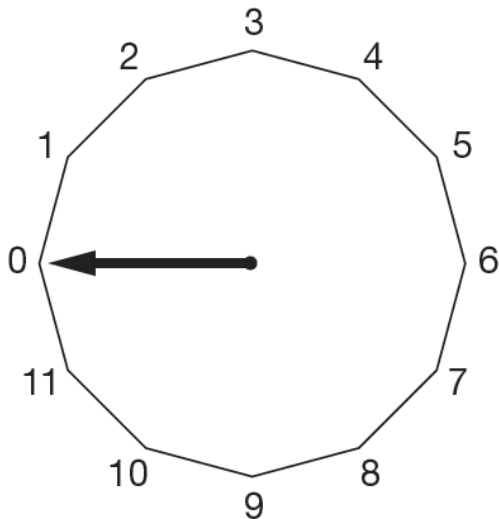
Draw a line to join point **A** to another dot on the grid so that the two lines make a right angle.

Use a ruler.



2008A KS2 Q18

This regular 12-sided shape has a number at each vertex.



Ben turns the pointer from zero, clockwise through 150°

Which number will the pointer now be at?



Nisha turns the pointer clockwise from number 2 to number 11

Through how many degrees does the pointer turn?



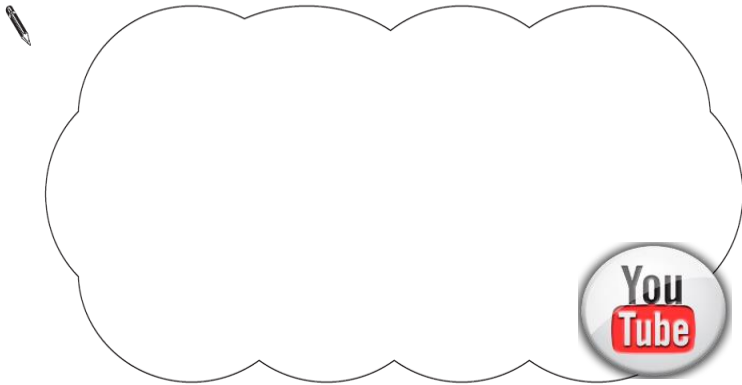
2007A KS2 Q25

Jamie draws a triangle.

He says,

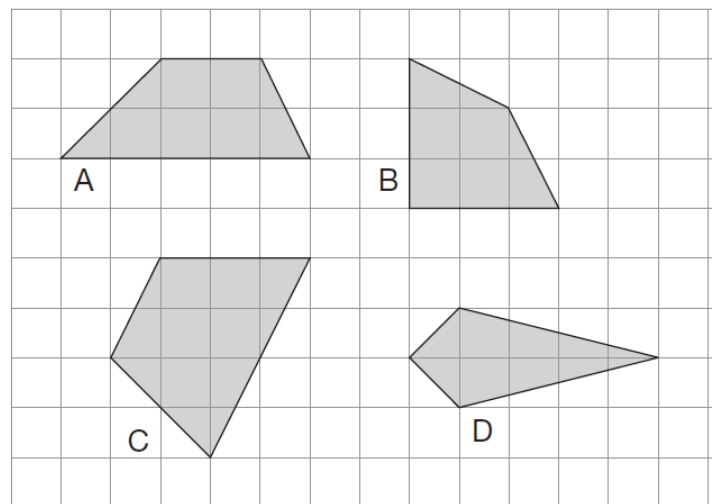
'Two of the three angles in my triangle are obtuse'.

Explain why Jamie **cannot** be correct.



2007A KS2 Q17

Here are some shapes on a grid.



Write the letter of each shape that has one pair of parallel sides.

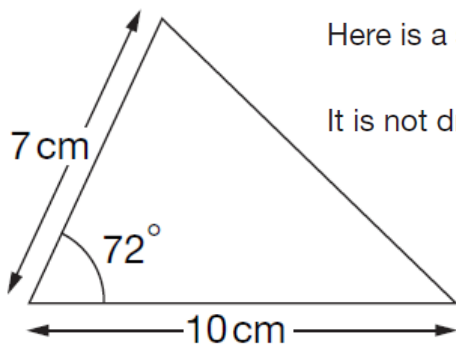




2006A KS2 Q21

Here is a sketch of a triangle.

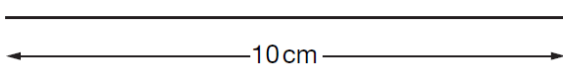
It is not drawn to scale.



Draw the full-size triangle **accurately** below.

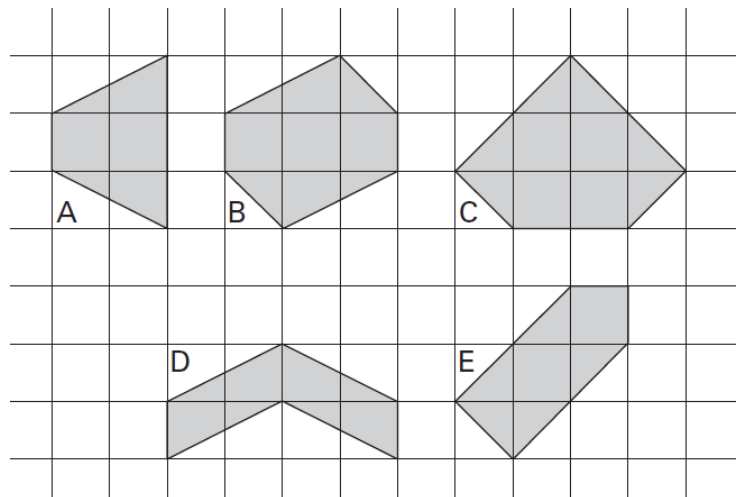
Use a protractor (angle measurer) and a ruler.

One line has been drawn for you.



2005A KS2 Q6

Here are some shaded shapes on a square grid.



Write the letters of the **two** shapes which are hexagons.



..... and

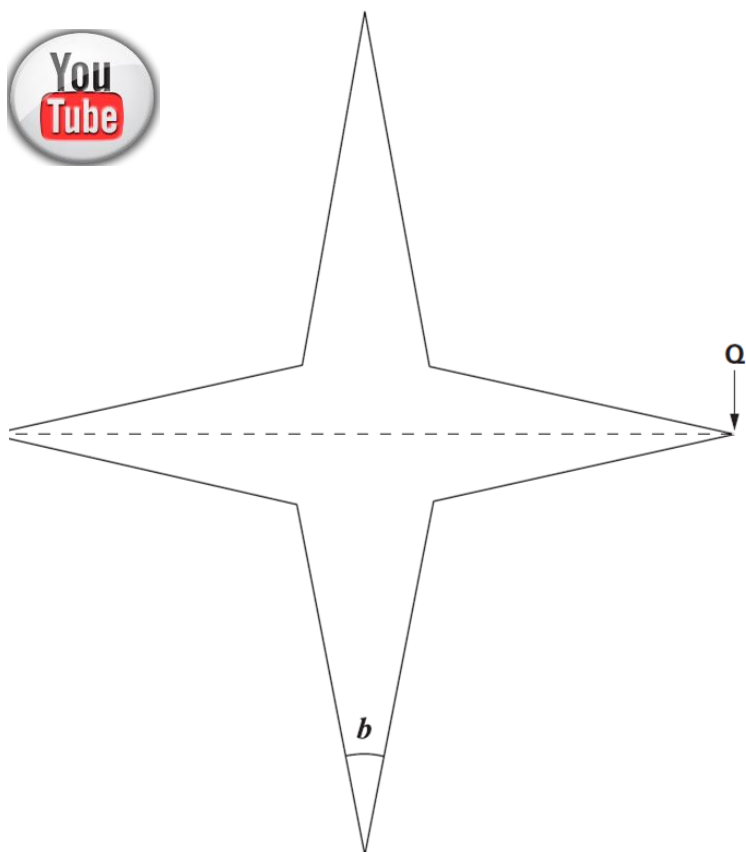
Write the letters of the **two** shapes which have right angles.



..... and

2005A KS2 Q17

Look at this star.



Use a ruler to measure **accurately** the **width** of the star, from **P** to **Q**.

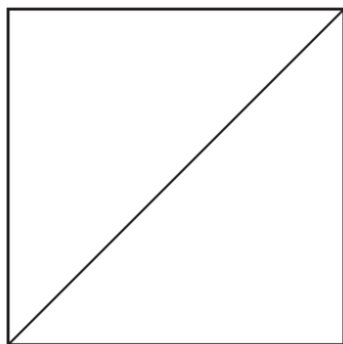
Give your answer in **millimetres**.

 mm

Use a protractor (angle measurer) to measure **angle b**.

 °

2004A KS2 Q4



Measure accurately the length of the **diagonal** of this square.

Give your answer in **centimetres**.

 cm

2005A KS2 Q21



Here are four statements.

For each statement put a tick (✓) if it is **possible**. Put a cross (✗) if it is **impossible**.

A triangle can have 2 acute angles.

A triangle can have 2 obtuse angles.

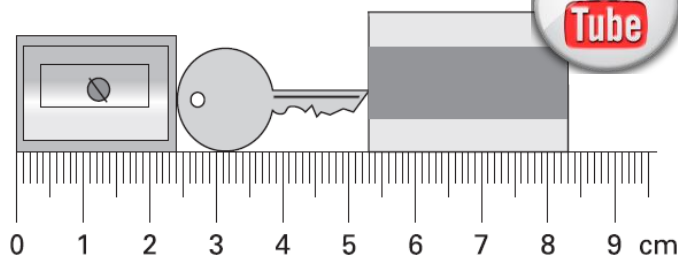
A triangle can have 2 parallel sides.

A triangle can have 2 perpendicular sides.

2002A KS2 Q13

Here are a pencil sharpener, a key and a rubber.

Actual size



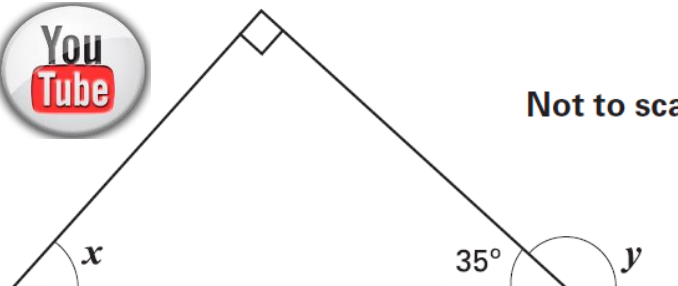
What is the length of **all three things** together?

Give your answer in **millimetres**.

mm

2002A KS2 Q23

Look at this diagram.



Not to scale

Calculate the size of angle **x** and angle **y**.

Do **not** use a protractor (angle measurer).

$x =$ °

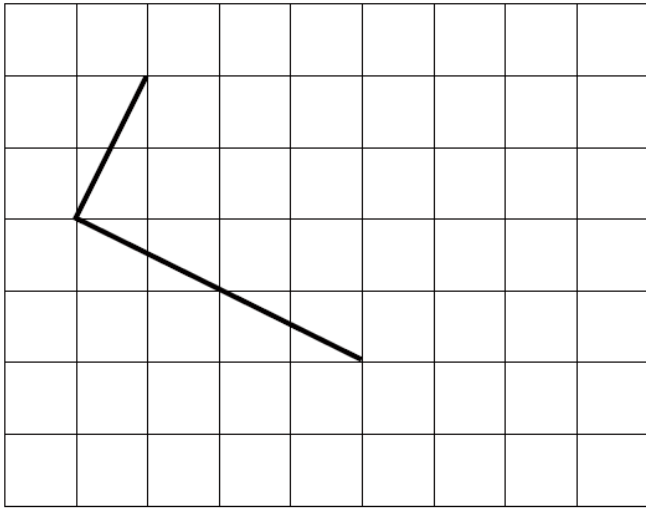
$y =$ °

2001A KS2 Q6



Draw **two more straight lines** to make a rectangle.

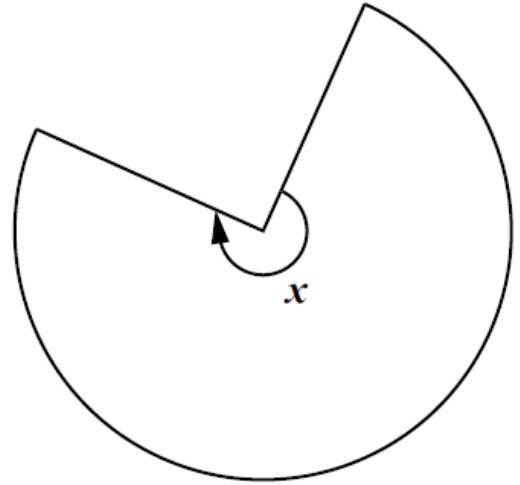
Use a ruler.



2001 KS2 Q13



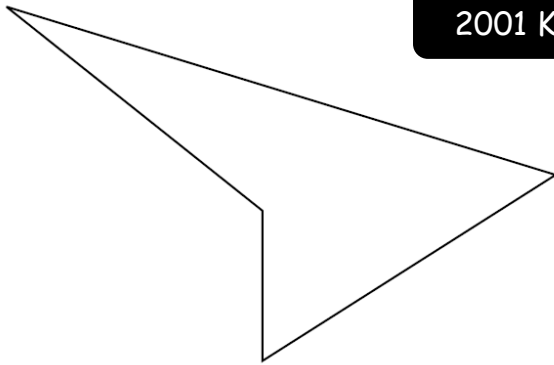
This shape is **three-quarters of a circle**.



How many degrees is **angle x**?



2001 KS2 Q17



Measure accurately the **longest side** of this shape.

Give your answer in millimetres.



Measure accurately the **smallest angle** in the shape.

Use a protractor (angle measurer).

