

Elm Class – Year 4
Spring 1



Elm Class

Homework Portfolio

Spring 1

Name _____


Homework is to be handed in the week beginning 5th February. Final hand in date is Wednesday 7th February.



English:

SPaG focus:

I have attached some Spelling, Punctuation and Grammar activities for you to have a go at!



Art:

Collage:

This half term our focus in Art is Collage. Collage simply means finding, collecting, arranging and sticking different materials down to make an image.

Create a collage of your choice using any materials you may have at home or may be able to find! Be as creative as you can!

Below are some examples to get you thinking..



Mathematics:

Multiplying 3 digit numbers by 1 digit:

$$362 \times 5 = 1810$$

We will be doing lots of work on our formal written method for multiplication. I have attached some questions for you to have a go at!

	H	T	O
	3	6	2
x			5
1	8	1	0
1	3	1	

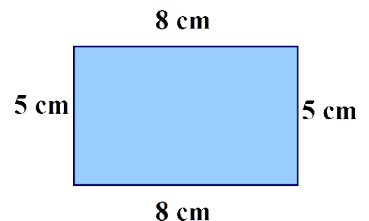
Perimeter:

The **perimeter** is the distance all the way around the **outside** of a 2D shape.

To work out the perimeter, add up the lengths of all the sides.

For example:

$$8\text{cm} + 8\text{cm} + 5\text{cm} + 5\text{cm} = 26\text{cm}.$$



Times Tables

It is really important that you keep practising your times tables. I have attached a fun, colour by number activity for you to have a go at. The ones you don't know – are the ones you **NEED** to practise!





Spellings:

A spellings pack will be printed out for all children to practise and will also be available on our class blog page - please see Miss Beacom if you need a spare copy! Each group are tested during dictation on a Friday.

Useful information to know:

Monday

- Book Change Day
- PE: Please ensure your PE kit is in school.

Tuesday

- Times table Tuesday
- Clarinet Lesson: Please remember to bring your Clarinet into school if you take it home.

Wednesday

- Book Change Day

Thursday

- Times table test (22 club)
- Library Day: Please remember to bring your library book into school so you can change it.
- PE: Please ensure your PE kit is in school.

Friday

- Book Change Day
- Weekly spelling dictation

Dear Parents,

I would like to thank you for supporting your child's learning. If you need any extra paper to complete these tasks, please let me know. I look forward to seeing the amazing things that I know Year 4 will produce!

Miss Beacom





Do you find it tricky to hand all of your homework in on time? Worried you've missed sections out? You *may choose* to follow this weekly schedule to help you get all of your work done!

Spring Term 1		
Week Beginning	What homework should I complete?	Completed?
08.01.24	<p>English: Begin by re-writing the sentences and correcting the punctuation. Don't forget to use capital letters, commas, full stops and question marks.</p> <p>Art: Start researching some collage ideas. What materials do you have at home? What could you use? What is your collage going to look like?</p> <p>Maths: Keep practising your Times Tables, get started on the colour by number mosaic.</p>	
15.01.24	<p>Maths: Begin the multiplication questions using the formal written method. Use the example to help you if you are unsure. Can you explain the method to your adults at home?</p> <p>English: Begin your SPaG mat.</p> <p>Art: Make a start on your collage. What picture are you trying to create? Begin sticking down some of your materials.</p>	
22.01.24	<p>English: Complete your SPaG mat. BBC bitesize is useful if you are unsure on anything.</p> <p>Maths: Keep going with your multiplication questions. Also, keep practising your times tables. How is your mosaic coming along? Have a go at the perimeter worksheet. Use your column method to help you add the numbers up if you need to.</p> <p>Art: Continue your collage. It should be beginning to take shape now.</p>	
29.01.24	Use these last 2 weeks to finish any bits that you need too! Is everything complete or have you completed as much as you can?	
05.02.24		



Year 4 Spring Term 1 SPaG Mat 1

1



a

Replace the underlined words with appropriate pronouns.

Maddie wants to be an Olympic swimmer when Maddie gets older.

It is Maddie's biggest dream.

Mr Whoops has accidentally jumbled up one of his Y3/Y4 spelling words. Can you help him to unjumble it? (CLUE: It's an adjective!)

ragnste

b

Tick the sentence that has used the plural possessive apostrophe correctly:

The children's shoes were terribly muddy.

The childrens' shoes were terribly muddy.

The childrens shoes' were terribly muddy.

c

Underline the fronted adverbial in this sentence.

At the top of the hill, the Easter egg race began.



e

Underline the subordinate clause in this sentence.

Because they want a chance to see the Statue of Liberty, many tourists visit New York City every year.



f

d

Can you think of words ending in 'cian' to match these occupation definitions? Use a dictionary if you need to:

A member of parliament _____

Someone who checks your eyesight _____



English – SPaG – Re-write the sentences using the correction punctuation.

Correct the Sentence Punctuation

Write the correct sentence underneath by adding in capital letters, full stops and question marks.

1. my brother's dog is called tess

2. on sunday she went to the park

3. the titanic sank in 1912

4. toby and mark are going to spain in march

5. martha took her children to the zoo yesterday

6. when i go to the shop i will get some crisps

7. sameera and i are going to town on friday

8. did you sell buns at the fair

9. my mum has a cat he is called tom

10. have you got a dress for the prom



Multiplying 3-Digit Numbers by 1-Digit Numbers

$$\begin{array}{r} 281 \\ \times 5 \\ \hline \end{array}$$

$$\begin{array}{r} 463 \\ \times 4 \\ \hline \end{array}$$

$$\begin{array}{r} 696 \\ \times 4 \\ \hline \end{array}$$

$$\begin{array}{r} 416 \\ \times 4 \\ \hline \end{array}$$

$$\begin{array}{r} 275 \\ \times 6 \\ \hline \end{array}$$

$$\begin{array}{r} 643 \\ \times 6 \\ \hline \end{array}$$

$$\begin{array}{r} 867 \\ \times 5 \\ \hline \end{array}$$

$$\begin{array}{r} 891 \\ \times 4 \\ \hline \end{array}$$

$$\begin{array}{r} 849 \\ \times 5 \\ \hline \end{array}$$

$$\begin{array}{r} 585 \\ \times 5 \\ \hline \end{array}$$

$$\begin{array}{r} 744 \\ \times 4 \\ \hline \end{array}$$

$$\begin{array}{r} 263 \\ \times 5 \\ \hline \end{array}$$

$$\begin{array}{r} 588 \\ \times 4 \\ \hline \end{array}$$

$$\begin{array}{r} 166 \\ \times 5 \\ \hline \end{array}$$

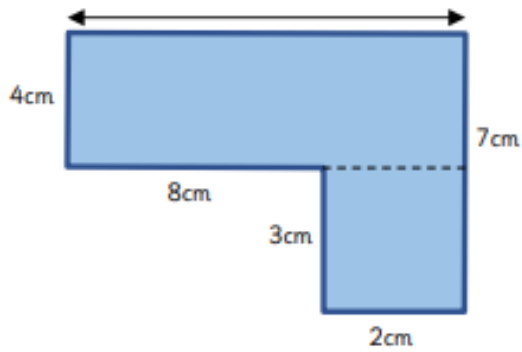
$$\begin{array}{r} 975 \\ \times 6 \\ \hline \end{array}$$

$$\begin{array}{r} 798 \\ \times 6 \\ \hline \end{array}$$

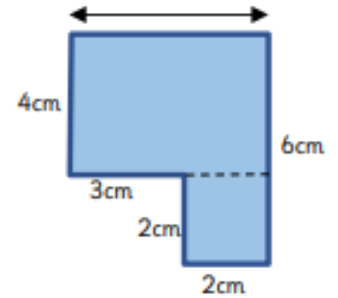


Find the perimeter – Remember to find the perimeter, you **add** together the lengths of all the sides.

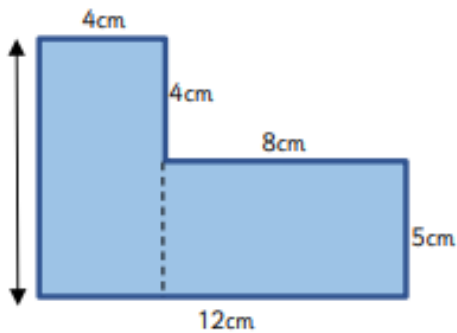
Find the perimeter of the rectangles.



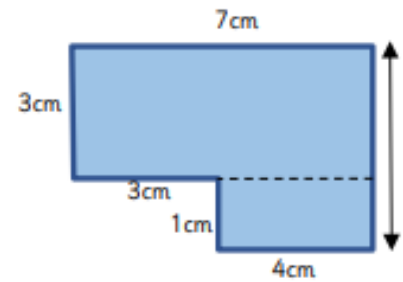
Perimeter: _____



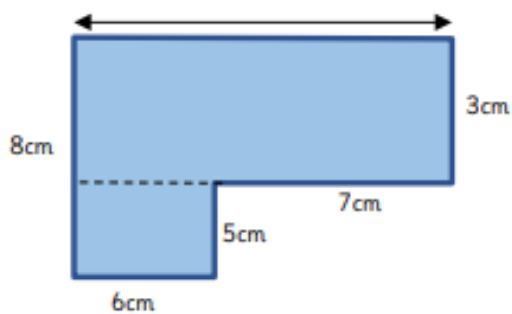
Perimeter: _____



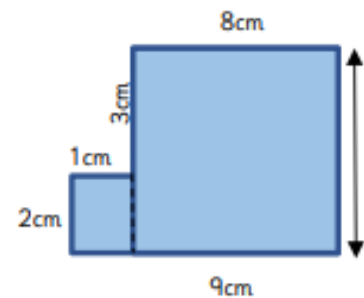
Perimeter: _____



Perimeter: _____



Perimeter: _____



Perimeter: _____



Spring Multiplication Mosaic

Multiplication 3x, 4x and 8x tables

Solve the maths problems to reveal the hidden picture. Each answer has a special colour:

3, 4, 6, 9, 15, 21, 27, 36 or 56 = blue

24, 32, 33, 40 or 48 = green

8, 12, 16, 20 or 30 = purple

28, 64, 72 or 80 = yellow

3×1	12×3	1×4	3×4	8×1	4×3	5×3	9×4	3×3
7×3	3×5	4×2	4×5	5×4	10×3	8×2	4×9	3×12
4×1	4×5	5×4	1×8	7×4	5×4	3×10	2×4	5×3
2×3	8×7	3×10	2×4	2×8	4×3	2×4	7×3	4×9
4×9	1×3	3×3	4×3	4×4	3×10	3×3	4×1	3×2
3×2	9×3	3×12	3×7	8×3	3×1	12×3	1×4	12×3
4×12	3×11	5×3	9×4	4×6	7×3	3×3	6×8	8×4
6×4	6×8	5×8	3×9	4×10	1×3	8×5	11×3	3×11
3×9	10×4	3×8	7×8	6×8	2×3	12×4	10×4	3×3
7×8	12×3	1×4	4×8	8×6	4×6	8×7	5×3	9×4

Elm Class – Year 4
Spring 1



Congratulations, you're finished! I knew you could do it!



Well done for all of your hard work,
I am so proud of you!

Miss Beacom

Well done, you have completed your Homework Portfolio. Please fill in the boxes below to tell us how you felt about the homework.

Pupil	What I liked...	Could be even better if...
Parents	What I liked...	Could be even better if...

Remember, you will be awarded with a bronze, silver or gold certificate at the end of each half term. We will also spend an afternoon to look at everyone's homework packs that have been created, so that your teacher and peers can celebrate your hard work!