



Oak

Homework Portfolio

Autumn 2

Name: _____

Homework to be handed in week beginning 18.12.23

Final hand in date Wednesday 20th December



Homework is to be handed in by Wednesday 20th December.

<p>English: Task 1: SPAG focus Complete the 9 SPAG questions. Answer on the sheet.</p> <p><u>Useful websites:</u> https://www.bbc.co.uk/bitesize/topics/zhrrd2p https://classroom.thenational.academy/subjects-by-year/year-6</p> <p>Task 2: Creative Writing Imagine you had been evacuated. Research what it was like for children who were evacuated during WWII. Write a diary entry in the role of a child who has been evacuated. How do you feel? Where have you been evacuated to?</p>	<p>Maths: Task 1: Arithmetic focus: In your pack you will find 22 arithmetic questions on a worksheet. Please complete all these questions. Use space around the questions to show your working out. You may also use the back of the worksheet.</p> <p>Task 2: Multiply 4 digits by 2-digits consolidation. We have practised this strategy last half term. Complete the questions and show your working out.</p>
<p>Spellings and Book Review Spellings have been included in the homework pack. Ask Mrs Turner if you are unsure which group, you are in.</p> <p>Complete a book review about a book you have read for pleasure.</p>	<p>Mathletics and Times Tables Rockstars Remember to use Mathletics and TTR to support your learning at home. Your passwords are stuck into your records. Keep practising your multiplication facts ready for the 22 Club!</p> <p>Play 'Studio' on TTR to improve your rock status.</p>
<p>PSHE: Jigsaw</p> <p>Anti-Bullying Week (13th – 17th November)</p> <p>This year's theme is 'Make a Noise About Bullying'. Create a poster promoting 'Kindness' or 'Anti-Bullying'. Remember the key information about bullying that we have talked about in our lessons. Make your poster informative, eye-catching and clear.</p>	<p>Science: The Heart</p> <p>Find out about the size and structure of a human heart and compare it to the size, structure and number of hearts in other animals. Create either a poster or leaflet to share your information.</p> <p><u>Extension questions:</u> What is the function of the heart? How many chambers does a human heart have and what are they called? How can we measure how fast our heart is beating?</p>
<p>PE:</p> <p>Following on from our fitness lessons last half term, have a go at the 6 physical challenges in this pack.</p>	<p><u>Useful websites:</u> https://www.bbc.co.uk/bitesize/topics/zwdro6yc http://www.primaryhomeworkhelp.co.uk/human.html</p>

Year 6 Arithmetic Homework

1	1024 - 100 =
2	68 ÷ 7 =
3	2.6 + 0.5 =
4	15 × 5 =
5	<input type="text"/> = 4792 + 836
6	378 + 60 =





Homework is to be handed in by Wednesday 20th December.

History – World War II

This half term we will be continuing to learn about World War II. Use your imagination to get creative about our topic. Complete one of the following tasks:

- Using different recyclable items around your home, create a World War II spitfire plane.
- Create your own evacuation box.
- Find a recipe from the war and have a go at baking at home. Send a photograph to the school email address of what you have baked.
- Create a piece of poppy artwork relating to the war.
- Write your own poem about the war.



D&T

A popular wartime phrase was 'make do and mend.'

Design (or even try making) a new toy children could play with during the war. Remember there was little technology around then and the make do and mend philosophy involved using items that were already in the home. Who is your toy for? What materials is your toy made from?



Don't forget to follow the designing process: Design, Make and Evaluate!



Useful information to know:

Monday

- Change books.

Tuesday

- Times table Tuesday.
- **PE. Please bring in your kit to change into!**

Wednesday

- Change books
- Library Day

Thursday

- Times table test (22 club)
- Weekly spelling dictation
- **PE. Please bring in your kit to change into!**

Friday

- Change books

Dear Parents,

I would like to thank you for supporting your child's learning. If you need any extra paper or specific resources to complete these tasks, please come and see me. If you have any questions, do not hesitate to contact me. I look forward to seeing what Year 6 create!

Mrs Turner





Homework is to be handed in by Wednesday 20th December.

Do you find it tricky to hand all of your homework in on time? Worried you've missed sections out? You may choose to follow this weekly schedule to help you get all of your work done!

Autumn Term 2

Week Beginning	What homework should I complete?	Completed?
06.11.2023	<p>English: Research what life was like for an evacuee during World War 2.</p> <p>Book Review: Pick a book that you are going to read over the next few weeks. Start reading!</p> <p>PE: Have a go at the first physical challenge.</p> <p>PSHE: Anti-Bullying Week is in two weeks' time. Start to plan your poster about kindness, or anti-bullying. This should be completed next week.</p>	
13.11.2023	<p>English: Plan and write your evacuee diary. Think about the success criteria you could include in your writing. Remember what you have learnt in your English lessons.</p> <p>Maths: Complete task two – multiplication calculations. Once you think you know the answers, work the questions out again to check! Even more challenging: do the inverse division operation.</p> <p>PE: Have a go at the second physical challenge.</p> <p>PSHE: Complete your poster about kindness or anti-bullying. This can be brought into school straight away so I can put them on display.</p>	
20.11.2023	<p>English: Make edits and improvements until you are proud of your work! Then write out your final version in neat. You could chose to type it up, but remember to hand in your draft too!</p> <p>PE: Have a go at the third physical challenge.</p> <p>History: Choose one of the history tasks to complete. Start brainstorming ideas and begin collecting what you need to complete your work.</p> <p>D.T: Plan your wartime toy by designing it this week. Think about the resources you are going to need and spend time collecting these.</p>	



Homework is to be handed in by Wednesday 20th December.

27.11.2023	<p>English: Complete your Spelling, Punctuation and Grammar questions. Don't forget to use BBC Bitesize if you are unsure of any of the terminology.</p> <p>PE: Have a go at the fourth physical challenge.</p> <p>D.T: Begin making your wartime toy.</p> <p>Maths: Start working your way through the arithmetic questions first. If you are not sure of any, try and use bitesize to help you. If you are still unsure, come and see me and I will help you.</p>	
04.11.2023	<p>Book Review: Plan out how you are going to make your book review stand out this half term. Think about presenting it in an interesting way!</p> <p>History: Now you have collected the resources you need, begin making your project.</p> <p>D.T: Continue making your wartime toy.</p> <p>Maths: Practice your times tables- remember that practice makes perfect! Keep using TTR and Mathletics. Keep working through your arithmetic questions.</p> <p>PE: Complete your fifth physical challenge.</p>	
11.12.2023	<p>PE: Complete your sixth and final physical challenge.</p> <p>History: Complete your project, adding the final touches. You can even evaluate your project if you like!</p> <p>D.T: Evaluate your wartime toy. What do you love about it?</p> <p>Finishing off: make sure that you look back over your homework for any areas missed or not finished yet, as you will be bringing it into school next week!</p>	

Well done for completing your homework!

Don't forget to bring it to school by Wednesday 20th December!

Name:	Class:
Date:	Score:

1. Rewrite this sentence in the active form. (1 mark)

The medals were awarded to the soldiers by the mayor.

2. Tick to show whether the apostrophes have been used for possession or omission. (1 mark)

Sentences	Possession	Omission
My brother's in a football team.		
Hannah's little sister is called Chloe.		
When it's raining, we have to wear a raincoat.		
They're not allowed to eat too many sweets.		

3. Tick the sentence which uses semi-colons correctly. (1 mark)

- It was raining we didn't; do PE.
- It was raining; we didn't do PE.
- It was; raining we didn't do PE.
- It was raining we; didn't do PE.

4. Tick the sentence that is grammatically correct. (1 mark)

- Jemma were excited about her birthday party.
- The trained lefted the station at 10am.
- As the birds flied overhead, I took a picture with my camera.
- He was eager to get to school to do his test.



5. Explain the difference between these two examples. (1 mark)

Take-away food.

Take away food.

6. Place the commas in the correct places in this sentence. (1 mark)

The restaurant which served pizza every Thursday was very busy.

7. Circle all the modal verbs in the sentences. (1 mark)

Hannah explained that she might be able to go to the park but wouldn't be able to if her mum didn't have the car.

8. Read the sentence. In each row, put a tick to show whether each underlined word is a verb or noun. (1 mark)

The whole crowd cheered when the football player was red-carded for the dive he made in the penalty box.

Word	Verb	Noun
crowd		
red-carded		
dive		

9. Add appropriate prefixes to these words. (1 mark)

_____ market

_____ cultural

_____ lingual

Year 6 - Arithmetic Homework

1	$25 \times 6 =$
---	-----------------

2	$901 + 100 =$
---	---------------

3	$231 \times 4 =$
---	------------------

4	$6.3 - 0.2 =$
---	---------------

5	$564 - 300 =$
---	---------------

6	$81 \div 9 =$
---	---------------

7	<input type="text"/> = $587 + 3927$
---	-------------------------------------

8	$756 \div 1 =$
---	----------------

9	$\frac{3}{8} + \frac{7}{8} =$
---	-------------------------------

10	$2.81 + 0.006 =$
----	------------------

11	$3^3 =$
----	---------

12

$810 \div 9 =$

13

$67.1 \times 100 =$

14

$5.03 \div 100 =$

15

$7462 + 9024 =$

16

$300 \times 9 =$

17

$3.71 \times 5 =$

18

$\frac{5}{12} - \frac{1}{12} =$

19

$6732 \div 8 =$

20

$3408 - 573 =$

21

$50\% \text{ of } 2350 =$

22

$60\,100 - 900 =$

Name : _____

Score : _____

Teacher : _____

Date : _____

$$\begin{array}{r} 1127 \\ \times 14 \\ \hline \end{array}$$

$$\begin{array}{r} 2323 \\ \times 71 \\ \hline \end{array}$$

$$\begin{array}{r} 2159 \\ \times 82 \\ \hline \end{array}$$

$$\begin{array}{r} 1599 \\ \times 58 \\ \hline \end{array}$$

$$\begin{array}{r} 2339 \\ \times 23 \\ \hline \end{array}$$

$$\begin{array}{r} 2448 \\ \times 13 \\ \hline \end{array}$$

$$\begin{array}{r} 1040 \\ \times 35 \\ \hline \end{array}$$

$$\begin{array}{r} 2269 \\ \times 42 \\ \hline \end{array}$$

$$\begin{array}{r} 2181 \\ \times 55 \\ \hline \end{array}$$

$$\begin{array}{r} 2076 \\ \times 55 \\ \hline \end{array}$$

$$\begin{array}{r} 1989 \\ \times 64 \\ \hline \end{array}$$

$$\begin{array}{r} 1073 \\ \times 62 \\ \hline \end{array}$$

$$\begin{array}{r} 1506 \\ \times 89 \\ \hline \end{array}$$

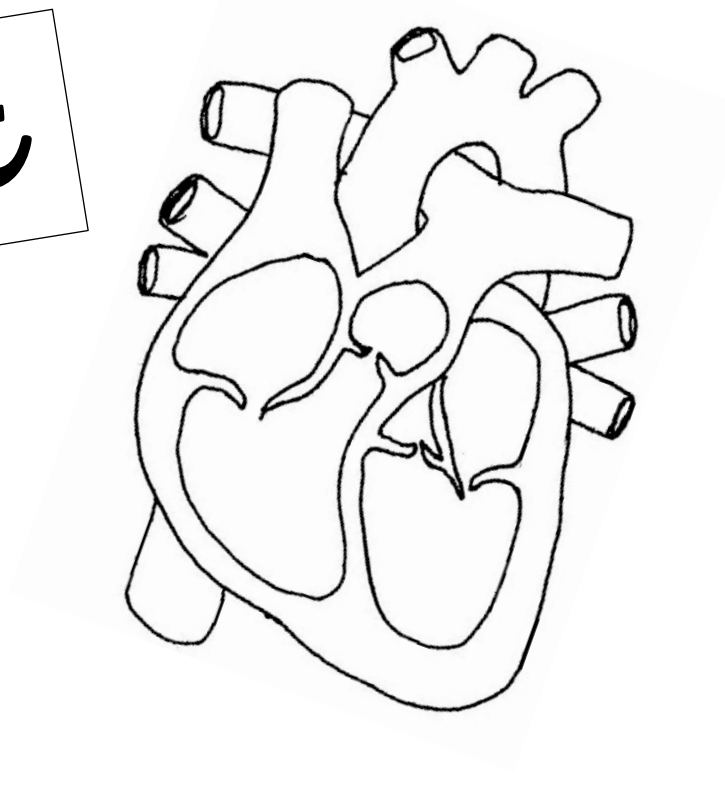
$$\begin{array}{r} 1759 \\ \times 41 \\ \hline \end{array}$$

$$\begin{array}{r} 1802 \\ \times 37 \\ \hline \end{array}$$

$$\begin{array}{r} 2428 \\ \times 41 \\ \hline \end{array}$$



The Heart



Year 6

Spelling List Autumn 2 – Blue Group

Test 1 Thursday 09/11/23	Test 2 Thursday 16/11/23	Test 3 Thursday 23/11/23	Test 4 Thursday 30/11/23	Test 5 Thursday 07/12/23	Test 6 Thursday 14/12/23	Test 7 Thursday 21/12/23
Adding suffixes beginning with vowel letters to words ending in -fer	Double consonants	Continuing words ending in -ible and ibly	Statutory list – Random	Words containing the letter string ough	Words ending in - ant	Consolidating
referring referred referral preferring preferred transferring transferred reference referee preference	apparent appreciate attached communicate community correspond embarrass exaggerate excellent beginning	possible possibly horrible horribly visible visibly incredible incredibly sensible sensibly	equip equipped equipment criticise critic immediate ancient category develop sufficient	rough tough enough though although drought cough thoughtless bough thoroughly	observant expectant hesitant tolerant triumphant dominant contestant defiant decongestant relevant	Random words from this half term will be tested this week.

Year 6

Spelling List Autumn 2 – Yellow Group

Test 1 Thursday 09/11/23	Test 2 Thursday 16/11/23	Test 3 Thursday 23/11/23	Test 4 Thursday 29/11/23	Test 5 Thursday 07/12/23	Test 6 Thursday 14/12/23	Test 7 Thursday 21/12/23
Endings which sound like son spelt – cian	The /I/ sound spelt y elsewhere than at the end of words.	The /Λ/ sound spelt ou	Random	Prefixes – in	's' sound within word spelt with ce	Consolidating
musician electrician magician optician politician mathematician physician technician dietician beautician	myth gym Egypt pyramid mystery crystal symbol syrup cygnet lyric	young touch double trouble country rough enough tough cousin couple	difficult famous extreme guide heart history popular minute natural believe	inactive incorrect incredible independent incomplete incapable incompatible inconsiderate indefinitely inability	sentence notice recent innocent parcel process grocer December distance voice	Random words from this half term will be tested this week.

Physical Fitness Challenge 1

5 minute challenge




What you need: A little space and a stopwatch or clock.

How to play:

- You have 5 minutes - how many times can you complete this circuit?

- 10 x Star Jumps
- 10 x Burpees
- 10 x Press ups
- 10 x Squats



How many times did you complete the circuit?

Physical Fitness Challenge 2

Plank challenge



What you need: A little space and someone to time.

How to play:

- Ask someone to time you whilst you hold a plank position.
- Hold the plank with your hands flat on the floor and your shoulders over your hands. Squeeze your stomach muscles so that your hips stay in a straight line.
- Have a go at different times throughout the day and try to beat your time.

Keep your mind strong.

You've got this!



Physical Fitness Challenge 3

Spelling bee



Get Set 4 P.E.

What you need: The alphabet written on individual pieces of paper. An item to be your start marker. One player and one person to choose the words.

How to play:

- Place the alphabet 6m away from the start marker.
- One person calls a word for the player to spell.
- The player must run up and touch each letter to spell the named word. If they spell it wrong they must go back to the start marker and begin again.
- Make this harder by asking the player to complete one star jump for each letter of the word before they start, so for 'smile' the player would need to do 5 x star jumps.
- Make this harder by asking the player to run back to their start marker after each letter they touch.



**How many words
can you spell in 3 minutes?**

Physical Fitness Challenge 4

10-1 workout



Get Set 4 P.E.

Complete the exercises below:

- 10 x Burpees
- 9 x Tuck jumps
- 8 x Lunges
- 7 x Star jumps
- 6 x Press ups
- 5 x Touch your toes and jump up
- 4 x Sit ups
- 3 x Squats
- 2 minute run on the spot
- 1 minute plank



*Now have a go at making up your own
exercise for 10-1!*

Physical Fitness Challenge 5

Unlock the circle

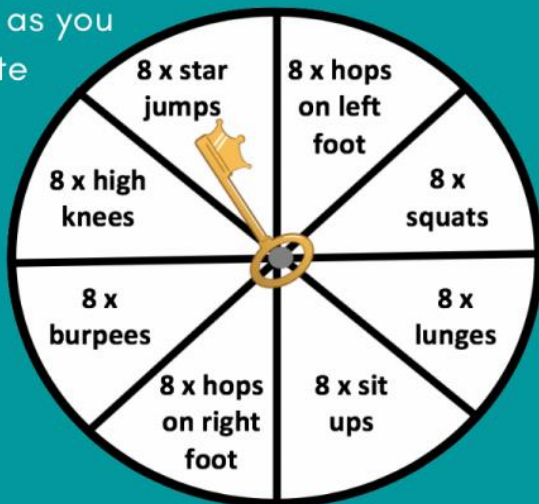


Get Set 4 PE.

What you need: a piece of paper, a pen and a key

How to play:

- Draw a circle on the paper and divide it into 8 sections.
- Write an exercise in each section.
- Place the key in the centre of the circle and hold it there by placing the pen inside the key hole.
- Keep holding the pen as you spin the key. Complete the exercise that the key lands on.
- Keep going until you complete the circle.
- Make this easier by completing 8 spins.



How many spins will it take you?

Physical Fitness Challenge 6

Remember this



Get Set 4 PE.

What you need: 6 – 10 household items, 1 x towel, 1 player and 1 person to officiate.

How to play:

- The player has 30 seconds to look at the items then they close their eyes whilst the officiator covers the items with the towel.
- The player tries to recall each of the items under the towel.
- In between every guess they complete 15 seconds of an exercise of their choice.
- Make this easier by using less items to guess.
- Make this harder by giving the player just 15 guesses before they need to start the game again with new items to recall.

How will you remember the items?



Name: _____



Oak – Autumn 2

Well done, you have completed your Homework Portfolio. Please fill in the boxes below to tell us how you felt about the homework.

Pupil	What I liked...	Could be even better if...
Parents	What I liked...	Could be even better if...

Remember, you receive a bronze, silver or gold certificate once you have handed in your homework.