

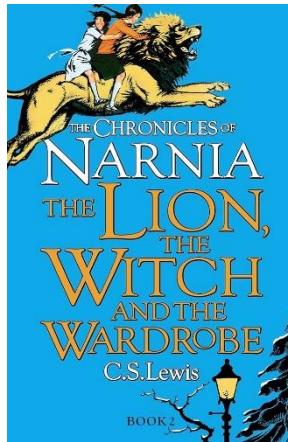
Year 3 Homework Tasks: Spring Term 2

To be handed in on Monday 18th March 2024



English:

The Chronicles of Narnia –
The Lion, The Witch and
The Wardrobe by C.S Lewis



In our Reading lessons this half-term, we will be completing work linked to this text. It is an amazing and magical story about a whole world that lives beyond an ordinary looking wardrobe.

For your homework, I would like you to create your own world inside a shoebox! This can be a world that is your own idea, or you can take inspiration from a book you have read. You could even make your own miniature Narnia!

If you wanted to challenge yourself, you could even write a short description about your world for when you present your shoebox to the class.



We will be celebrating reading this half term with more activities on Thursday 7th March to mark World Book Day 2024.


Spellings: Spellings for the term are given out with homework packs, please see Miss Rowlands if you need a spare! Each group are tested during dictation on Friday afternoons.

Science:

Light

During this unit, we will be investigating what light is, how it travels and why it is useful.

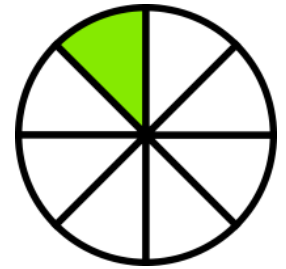
At home, I would like you to complete an experiment – all you need is a torch and a dark room! Please see the worksheets in your pack for instructions ☺



Mathematics:

Fractions

During this half term, we will be working with fractions. This will include ordering and comparing unit and non-unit fractions, plotting fractions on a number line and finding equivalent fractions. The key words you need to know are: **Numerator** (the top number!) and **Denominator** (the bottom number!) Please complete the worksheets in your pack.



I also encourage you to keep on practising your Times Tables using your TTR account, so that you can get quicker at your recall!



Maths: Times tables test every Tuesday. Arithmetic questions every Thursday.

PE: Gymnastics

This half-term, we will be focusing on gymnastics in our PE lessons.



In this pack, you will find some movement cards that I would like you to try at home! Please make sure you have enough space and you are being careful!

Year 3 Homework Tasks: Spring Term 2
To be handed in on Monday 18th March 2024



To Parents,

I would like to thank you for supporting your child's learning. If you need any extra paper or other resources to complete these tasks, please come and see me! If you have any questions, again please do not hesitate to contact me and I will be more than happy to help and offer my support.

I look forward to seeing the amazing things that Year 3 produce!

Miss Rowlands



Useful information to know:

Monday

- Change books.
- Library Day. Please bring library books into school so that these can be changed.

Tuesday

- Times table Tuesday.
- Swimming. Please ensure your child has the appropriate kit with them.

Wednesday

- Change books
- PE. Please bring in your kit to change into!

Thursday

- Arithmetic

Friday

- Change books
- Weekly spelling dictation

Year 3 Homework Tasks: Spring Term 2

To be handed in on Monday 18th March 2024



Do you find it tricky to hand all of your homework in on time? Worried you've missed sections out? You *may choose* to follow this weekly schedule to help you get all of your work done! I am aware that this half-term is very short, so it may be harder to manage your time and complete all of the tasks set. Please see me if you have any questions or concerns surrounding this.

Spring Term 1		
Week Beginning	What homework should I complete?	Completed?
19.02	<p>English: think about your shoe box world – are you going to base it on a book you have read or are you going to create your own? You will need to talk with an adult about the materials you need to bring your world to life – including your shoebox! How could you use recycled materials?</p> <p>Maths: Access TTR! You can complete a soundcheck before you practise your tables.</p>	
26.02	<p>Science: ask an adult for a torch – this could be a battery operated one but if you haven't got one of these you could try a mobile phone and use the torch light on here. Remember to record your findings on the worksheets provided.</p> <p>English: make a start on creating your shoe box world. Try to make it as interesting as possible!</p>	
04.03	<p>English: hopefully you have made a start on your shoe box world – I am so excited to see it! Add your finishing touches this week. If you want an extra challenge, write a short description to introduce your shoebox creation!</p> <p>PE: have you been practising your gymnastics at home? If not, make sure you do this week! Your cards focus on jumps, turns and rolls.</p> <p>Maths: By now we would have covered a fair amount of our fractions unit for you to complete the colouring amounts/ equivalent fractions worksheet. If you would like to access more fractions work, you can visit Purple Mash! Here, you can find quizzes and activities to further develop your fractions knowledge!</p> <p>https://www.purplemash.com/#tab/home/maths/numbers/number_fractions/number_fractions_age_7-9</p>	
11.03	<p>Finishing off: homework is to be handed in on Monday, 18th March. Make sure that you look back over your homework at the start of</p>	

Year 3 Homework Tasks: Spring Term 2
To be handed in on Monday 18th March 2024



<p>this week for any areas missed or not finished yet, as you will be bringing it into school very soon! I am so excited to see what you have achieved! We will be presenting our homework in the afternoons of the 18th and 19th. Don't forget to also complete a book review on a book you have read this half term!</p>	
--	--

Congratulations, you're finished! I knew you could do it!
Well done for all of your hard work, I am so proud of you!



Book Review



Rating:



Book Title: _____

Author: _____

Fiction or Non-fiction: _____

What is the book about?

Who would you recommend the book to?
Why?

What ages and interests is this book suitable for?
Why?

Book Illustration

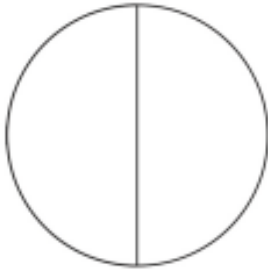


Year 3 Homework Tasks: Spring Term 2
To be handed in on Monday 18th March 2024

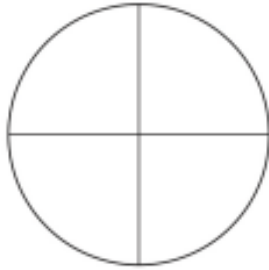


Fractions - in this task, you will need to look closely at your numerator (this is how many parts you colour in!) and at your denominator (this is how many parts there are in total!)

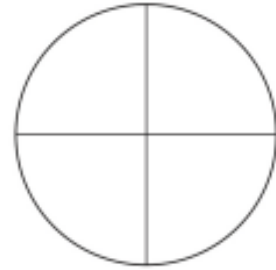
Can you read and colour the fractions?



$$\frac{1}{2}$$




$$\frac{1}{4}$$




$$\frac{3}{4}$$



$$\frac{1}{3}$$



$$\frac{3}{4}$$




$$\frac{1}{4}$$




$$\frac{1}{5}$$



$$\frac{2}{4}$$



$$\frac{1}{6}$$



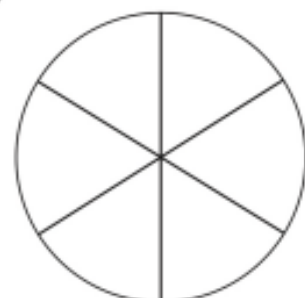
$$\frac{1}{8}$$



$$\frac{1}{6}$$



$$\frac{1}{3}$$

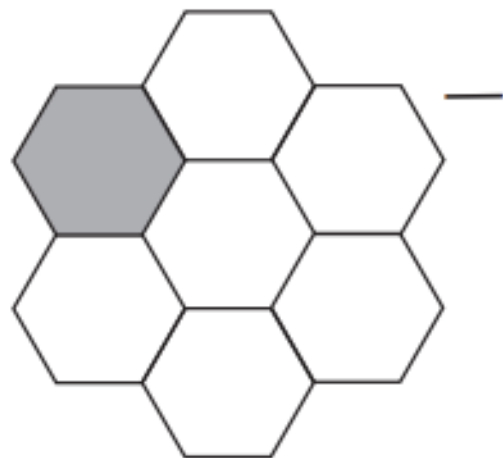
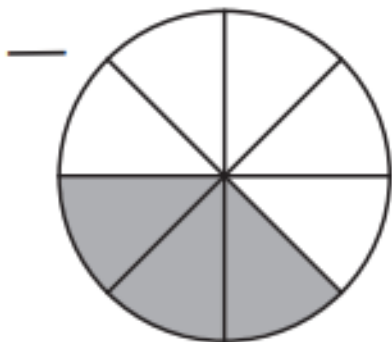
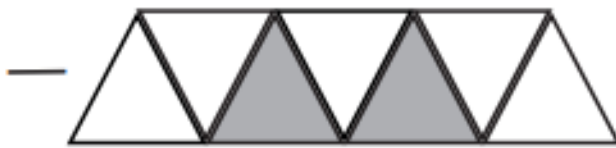
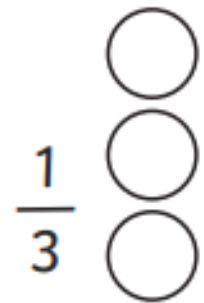
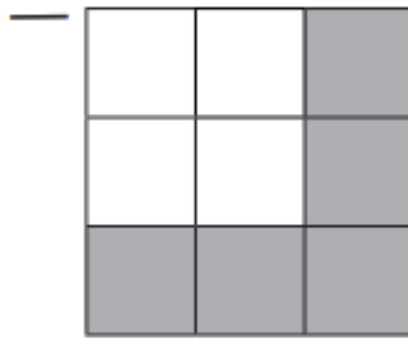
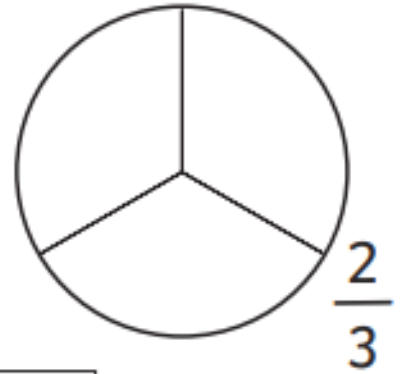
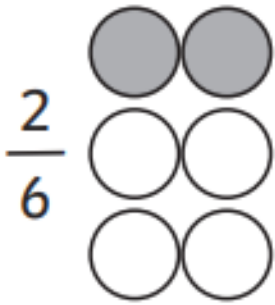


$$\frac{1}{6}$$

Year 3 Homework Tasks: Spring Term 2
To be handed in on Monday 18th March 2024



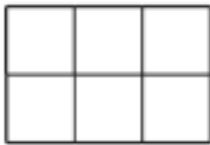
Now, you need to colour in the representations and write the fraction!



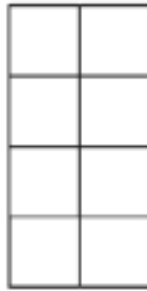


Equivalent Fractions $\frac{1}{2}$

Shade $\frac{1}{2}$ of each shape. Look at how many squares are shaded (numerator) and the total amount of squares (denominator) and write the equivalent fraction underneath.



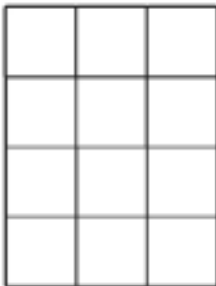
1. ____



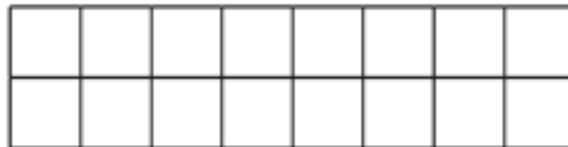
2. ____



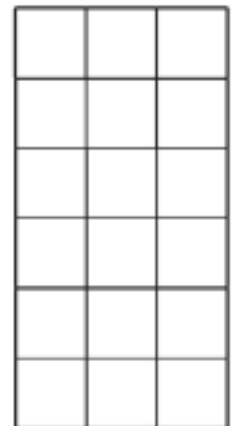
3. ____



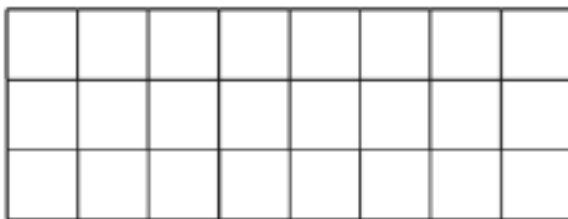
4. ____



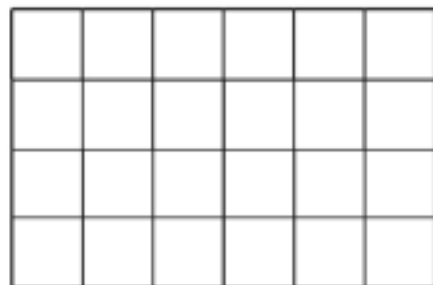
5. ____



6. ____



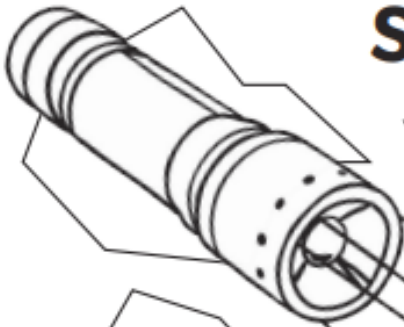
7. ____



8. ____



Shining Light



You Will Need:

- a torch
- a dark room



Steps:

1. Collect the items below.
2. Make a room like your classroom or bedroom dark.
3. Turn on your torch and check if you can see the light shine through the items.
4. Record what you see on the table on the next page.



What happens when you shine your torch outside in the sunlight?

When is a torch useful?

Year 3 Homework Tasks: Spring Term 2
To be handed in on Monday 18th March 2024

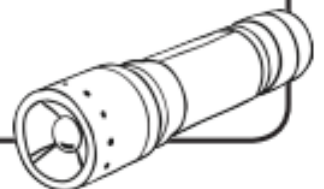


Does the light shine through the...	yes	no	some
wall			
door			
window			
curtain or blind			
paper			
school bag			
plastic tub			
drink bottle			
lunch box			
chair			
sticky tape			
sandwich bag			

Year 3 Homework Tasks: Spring Term 2
To be handed in on Monday 18th March 2024




Draw two places where it is difficult to see the torchlight.

A large, empty rounded rectangular box with a black border, intended for drawing a place where it is difficult to see the torchlight.A second large, empty rounded rectangular box with a black border, intended for drawing another place where it is difficult to see the torchlight.

Year 3 Homework Tasks: Spring Term 2
To be handed in on Monday 18th March 2024



Ideas for your shoebox world!






Egg Roll



1. Curl up like an egg.
2. Keep chin tucked tight.
3. Hold knees tight.
4. Keep body tight and roll from one side all the way over.
5. Practise rolling in both directions.


Pencil Roll



1. Lie down on the floor.
2. Put arms and legs out straight.
3. Keep arms and legs together.
4. Keep body in a stiff position.
5. Roll from back to front then front to back.



Dish Roll



1. Lie down on the floor.
2. Put arms and legs out straight.
3. Keep arms and legs together.
4. Lift arms and legs slightly off the ground.
5. Roll from back to front then front to back.

Teddy Bear / Circle Roll



1. Sit with legs straight and apart.
2. Hold back of knees.
3. Roll back on to shoulder.
4. Roll across to other shoulder.
5. Sit back up.
6. Keep legs straight.
7. Start and finish in a straddle position.



1

Tucked Shape

Jumps, Leaps and Turns



Take off from the bench with two feet.

Bring your knees up to your chest to make the tuck shape in the air.

Land on two feet with your arms forward for balance.



6

Cat Leap

Jumps, Leaps and Turns

Put your arms out to the side to balance you.

Raise one knee towards the chest.

Take off from other foot.

Raise the other knee towards the chest.

Keep your back straight and look up.

Land softly (like a cat) on the other leg.

Your arms should remain out to the side throughout the leap.



Well done, you have completed your Homework Portfolio. Please fill in the boxes below to tell us how you felt about the homework.

Pupil	What I liked...	Could be even better if...
Parents	What I liked...	Could be even better if...

Remember, you will be awarded with a bronze, silver or gold certificate at the end of each half term. We will also spend an afternoon to look at everyone's homework packs that have been created, so that your classmates and I can celebrate your hard work!