

Year 3 Homework Tasks: Summer Term 1

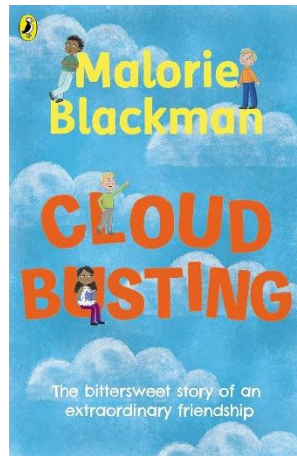
To be handed in on Tuesday 21st May 2024



English:

Cloud Busting by Malorie Blackman

Our Reading lessons this half term will be based around this text. It is the story of an extraordinary friendship that changes two boys' lives for ever.



The story is told completely in verse, which is a type of poetry.

For your English homework, I would like you to write your own poem about friendship. You can choose the style of poem you do this in! There are loads to choose from. For example, will it be an acrostics poem? A poem with rhyme? A shape poem? Whichever style you choose, poetry is a way to be creative with words to create meaning, so I am looking forward to see what you come up with! It is always a good idea to read other examples to get inspiration.

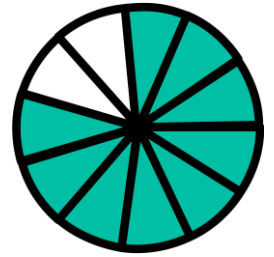
You may also decide to illustrate your poem, too!

Spellings: Spellings for the term are given out with homework packs, please see Miss Rowlands if you need a spare! Each group are tested during dictation on Friday afternoons.

Mathematics:

Fractions:

Last half term, we started our work on fractions. We will be revisiting this unit during the summer term, and you will be learning how to add/subtract fractions and how to find fractions of an amount. Please complete the worksheets attached!



Money

We will also be starting our Money unit this half term. To apply what you have learnt at school, I would like you to imagine that you have been given a £10 budget to go to the shops. What could you buy? What would your total cost be? How much change should you get in return? These are important skills that adults use every day! I have attached a worksheet for you to practise adding money up to £10.



Times Tables: Times tables test every Tuesday. Arithmetic questions every Thursday.

I encourage you to keep on practising your Times Tables using your TTR account, so that you can get quicker at your recall!



Science:

Plants

Miss Rowlands would love to start looking after house plants – but she doesn't know how! Can you make a poster/ leaflet all about the parts of a plant and what they need to grow and stay healthy?



Geography

Water

This half term, we will be learning all about water. We will understand that the water cycle keeps our water supply going around and around. We will also be learning about flooding and how water can sometimes be dangerous!



Year 3 Homework Tasks: Summer Term 1

To be handed in on Tuesday 21st May 2024



Your project should include pictures/
images/diagrams to make it as detailed as
possible but also eye catching and interesting!

I know you will use your great scientific
knowledge to help you complete this task!

To Parents,

I would like to thank you for supporting your
child's learning. If you need any extra paper or
other resources to complete these tasks, please
come and see me! If you have any questions,
again please do not hesitate to contact me and I
will be more than happy to help and offer
my support.

I look forward to seeing the amazing
things that Year 3 produce!

Miss Rowlands



For your homework, please complete the 'Water Cycle
in a Bag' experiment. Record what you observe.
You can also complete the challenge task: writing a
diary entry as a rain drop!

Useful information to know:

Monday

- Change books.
- Library Day. Please bring library books into school so that these can be changed.

Tuesday

- Times table Tuesday.

Wednesday

- Change books
- PE. Please bring in your kit to change into!

Thursday

- Arithmetic
- PE. Please bring in your kit to change into!

Friday

- Change books
- Weekly spelling dictation

Year 3 Homework Tasks: Summer Term 1

To be handed in on Tuesday 21st May 2024



Do you find it tricky to hand all of your homework in on time? Worried you've missed sections out? You *may* choose to follow this weekly schedule to help you get all of your work done! I am aware that this half-term is very short, so it may be harder to manage your time and complete all of the tasks set. Please see me if you have any questions or concerns surrounding this.

Summer Term 1		
Week Beginning	What homework should I complete?	Completed?
08.04	<p>English: look at a variety of different poems. Looking at examples of poetry will give you some inspiration to write your own! Remember, our theme is 'Friendship'. These links may be useful places to start!</p> <p>https://childrens.poetryarchive.org/</p> <p>https://www.panmacmillan.com/blogs/books-for-children/best-poems-for-children-julia-donaldson</p> <p>https://parenting.firstcry.com/articles/beautiful-friendship-poems-for-kids/</p> <p>Maths: try to access Mathletics or TTR</p>	
15.04	<p>English: begin writing your poem. Remember, no writer finishes their work perfectly first try! It is okay to draft ideas, cross things out and start again. Poetry should let you play with words a bit more than usual. Keep going until you are happy with your poem about friendship.</p> <p>Maths: Complete the fractions worksheets this week.</p>	
22.04	<p>English: have you finished your poem? Make sure you check for any edits you would like to make. Maybe you could add illustrations to your work, too!</p> <p>Geography: Complete the water cycle in a bag activity. Remember, it needs to have direct sunlight for it to work! If we have a cloudy and grey week, try again when it is sunny. Record your observations and keep your bag to bring into school!</p>	
29.04	<p>Maths: Complete the money worksheets this week. Make sure that you are still accessing TTR and/ or Mathletics!</p>	

Year 3 Homework Tasks: Summer Term 1

To be handed in on Tuesday 21st May 2024



	Science: Research the parts of a plant and what plants need to grow and stay healthy. This information will need to be included in your poster/ leaflet!	
06.05	Geography: have you completed the water cycle in a bag task? I hope we have had some sun by now! If you have finished, why not have a go at writing a diary entry from the perspective of a rain drop? Science: Create your poster/ leaflet to help Miss Rowlands look after her house plants! Make sure that it has important information but is also colourful and interesting to look at!	
13.05	Finishing off: homework is to be handed in on Tuesday 21 st May. Make sure that you look back over your homework this week for any areas missed or not finished yet, as you will be bringing it into school very soon! I am so excited to see what you have achieved! Don't forget to also complete a book review on a book you have read this half term!	
20.05	Homework due in.	

Congratulations, you're finished! I knew you could do it!
Well done for all of your hard work, I am so proud of you!

Year 3 Homework Tasks: Summer Term 1

To be handed in on Tuesday 21st May 2024



Book Review



Rating:



Book Title: _____

Author: _____

Fiction or Non-fiction: _____

What is the book about?

Who would you recommend the book to?
Why?

What ages and interests is this book suitable for?
Why?

Book Illustration



Year 3 Homework Tasks: Summer Term 1

To be handed in on Tuesday 21st May 2024



White Rose Maths

Add fractions

1 Complete the additions.

Use the bar models to help you.

a)  $\frac{1}{5} + \frac{1}{5} = \square$

b)  $\frac{1}{5} + \frac{1}{5} = \square$

c)  $\frac{1}{5} + \frac{2}{5} = \square$

d)  $\frac{1}{5} + \frac{3}{5} = \square$

2 Shade the circles and complete the additions.



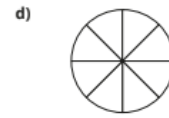
$\frac{1}{8} + \frac{3}{8} = \square$



$\frac{5}{8} + \frac{1}{8} = \square$

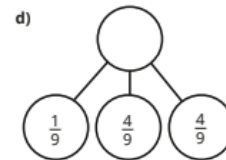
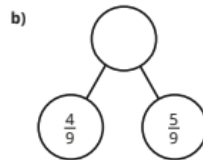
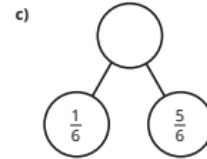
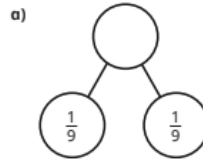


$\frac{3}{8} + \frac{3}{8} = \square$



$\frac{5}{8} + \frac{3}{8} = \square$

3 Complete the part-whole models.



Which part-whole model is the odd one out? _____

Talk about your choice with a partner.

Did they choose the same odd one out?


© White Rose Maths 2022


White Rose Maths

Subtract fractions


1 Complete the subtractions.

Use the bar models to help you.

a)  $\frac{2}{3} - \frac{1}{3} = \square$

b)  $\frac{2}{5} - \frac{1}{5} = \square$

c)  $\frac{3}{5} - \frac{1}{5} = \square$

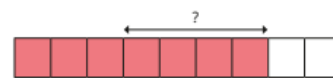
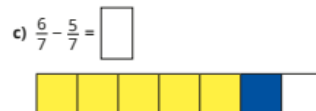
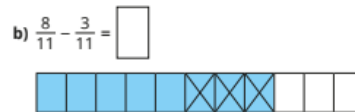
d)  $\frac{4}{5} - \frac{1}{5} = \square$

2 Jack has $\frac{7}{8}$ of a chocolate bar.

He eats $\frac{4}{8}$ of the chocolate bar.

What fraction of the chocolate bar does he have left?

3 Use the bar models to complete the subtractions.



© White Rose Maths 2022



Fractions of Amounts

Find $\frac{1}{2}$ of these amounts:

Total: <input type="text"/> cars $\frac{1}{2}$ of <input type="text"/> is <input type="text"/>	Total: <input type="text"/> balls $\frac{1}{2}$ of <input type="text"/> is <input type="text"/>	Total: <input type="text"/> apples $\frac{1}{2}$ of <input type="text"/> is <input type="text"/>

Find $\frac{1}{4}$ of these amounts:

Total: <input type="text"/> bananas $\frac{1}{4}$ of <input type="text"/> is <input type="text"/>	Total: <input type="text"/> sweets $\frac{1}{4}$ of <input type="text"/> is <input type="text"/>	Total: <input type="text"/> cats $\frac{1}{4}$ of <input type="text"/> is <input type="text"/>

Challenge: Find $\frac{3}{4}$ of these amounts:

Total: <input type="text"/> bananas $\frac{3}{4}$ of <input type="text"/> is <input type="text"/>	Total: <input type="text"/> sweets $\frac{3}{4}$ of <input type="text"/> is <input type="text"/>	Total: <input type="text"/> cats $\frac{3}{4}$ of <input type="text"/> is <input type="text"/>



How much money is in my jar?



Year 3 Homework Tasks: Summer Term 1
To be handed in on Tuesday 21st May 2024





Water Cycle Experiment



You will need:

- plastic sandwich bag (sealable)
- permanent marker
- water
- blue food colouring
- sticky tape
- window (with direct sunlight)



1 Draw the sun, clouds and water accumulation of the water cycle onto the plastic sandwich bag with a permanent marker.



2 On the plastic bag, draw the arrows and water drops of the water cycle. Clearly label onto the bag:

- evaporation
- condensation
- precipitation
- accumulation



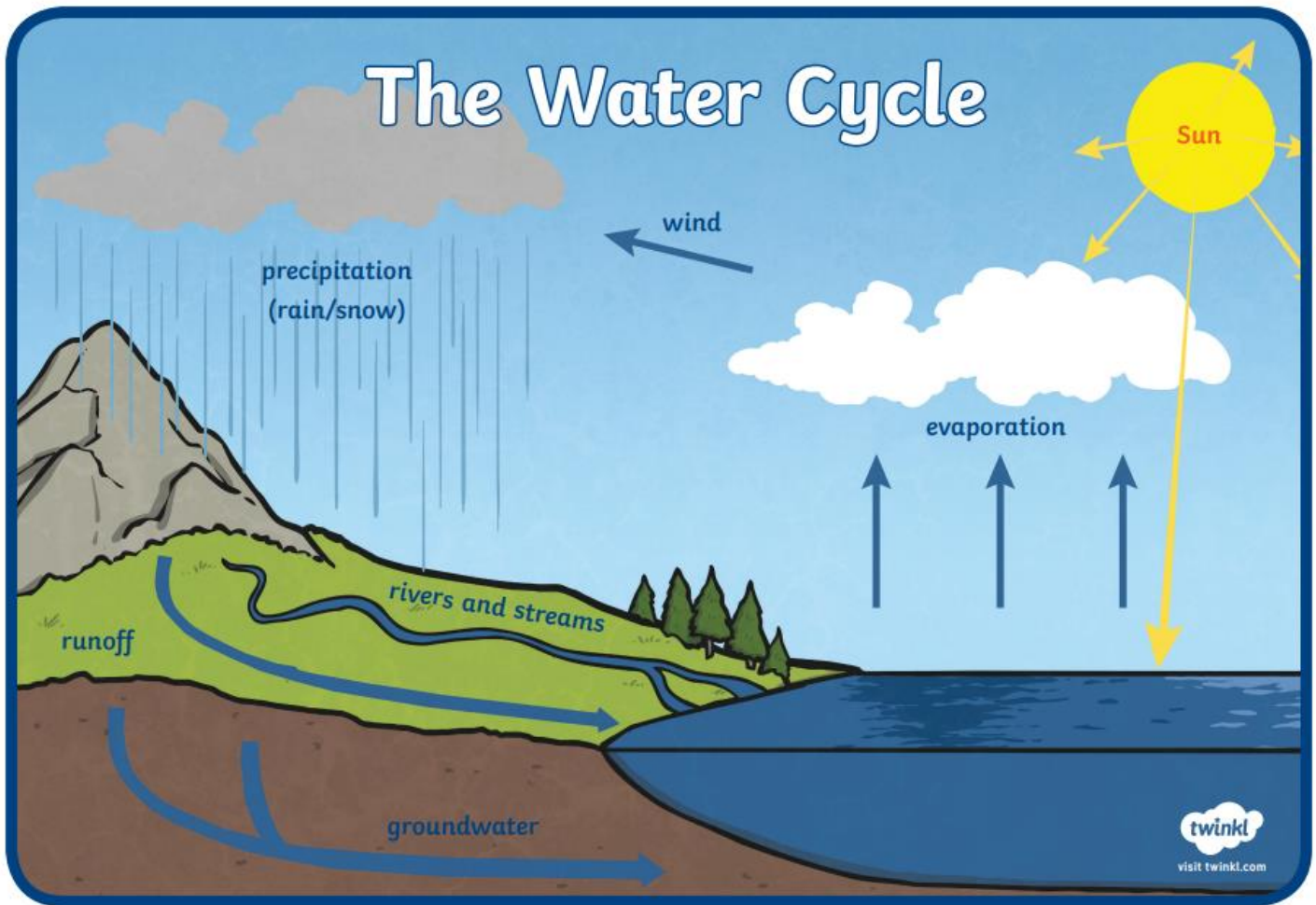
3 Carefully fill the sandwich bag with water until it is approximately $\frac{1}{4}$ full. Drop two drops of blue food colouring into the water. Seal the bag.



4 Stick the water cycle bag to the window in direct sunlight. The window needs to have direct sunlight for the experiment to work. Leave for around an hour.



5 Observe the effects of the water cycle. Can you identify the different stages of the water cycle?



Geography Challenge:

Imagine you are a rain drop. Could you write a diary entry about your journey through the water cycle? You can choose where your journey begins, because you will still go through each stage of the cycle! How would it feel to fall to the ground as rain? How would it feel to evaporate? Make sure you are using key words in your writing!

Well done, you have completed your Homework Portfolio. Please fill in the boxes below to tell us how you felt about the homework.

Pupil	What I liked...	Could be even better if...
Parents	What I liked...	Could be even better if...

Remember, you will be awarded with a bronze, silver or gold certificate at the end of each half term. We will also spend an afternoon to look at everyone's homework packs that have been created, so that your classmates and I can celebrate your hard work!